


Info chevaux



GRAHAM'S D'ETE

Male, Bai, né(e) en 2016,
Poney Français De Selle (3.13% Arabe), Étalon
Sire: **HEROS TER PUTTE (BEL)** Origine Etrangere
Poney
Dam: **JINGL'BELLS DU BORGET** Selle Français Section A
Dam sire: **CORIOLAN (DEU)** Holsteiner Warmblut

Sport ponies

 Consultez le détail des résultats en compétitions équestres sur [FFE Compet](#)

Performance in sports competitions for ponies

Indices are calculated in a similar manner for show jumping, eventing, and dressage to compare the pony with a defined population.

Height at the withers of the pony: 148 cm

Summary table of performance indices

Discipline	Show jumping	Eventing	Dressage
Best performance index	IPO 115 (0.82) (2023)		IPD 83 (0.01)* (2023)
5 year-old young ponies finals	Qualifié finale		
6 year-old young ponies finals	Qualifié finale		

Indices last updated on : 2023

Summary table of genetic indices

Discipline	Show jumping	Eventing	Dressage
Genetic index (CD)	+6 (0.44)		
Lower limit	-5.9		
Mention sire	Acceptable		

In blue : satisfactory index and/or coefficient

* Low CD so index inaccurate

Indices last updated on : 2023

History of performance indices (Indices followed by their coefficient of accuracy)

Year	Show jumping			Eventing			Dressage		
	Index of the pony	Level of ponies found		Index of the pony	Level of ponies found		Index of the pony	Level of ponies found	
		Average index	Staff		Average index	Staff		Average index	Staff
2023	115 (0.82)	117	376				83 (0.01)*		
2022	108 (0.86)	103	789						
2021	111 (0.80)	108	459						

In blue : satisfactory index and/or coefficient


* Low CP (coefficient of precision), so index not accurate (meaning that this horse does not compete regularly and/or has not competed against many other horses)

Indices last updated on : 2023


Representation: Show jumping, ponies over 7 years




🔗 histogram legend

This histogram helps situate the pony's index in relation to a population of ponies of the same age. The red dot  corresponds to the pony studied. In blue, the histogram presents the number of ponies that correspond to each value of the index on the horizontal scale.

Representation: Dressage, ponies over 7 years



🔗 histogram legend

This histogram helps situate the pony's index in relation to a population of ponies of the same age. The red dot  corresponds to the pony studied. In blue, the histogram presents the number of ponies that correspond to each value of the index on the horizontal scale.