

Info chevaux



FAKIR DE RUBERCY

Hongre, Bai, né(e) en
Selle Français, 2015
Sire: **VIGO CECE** Selle
Français
Dam: **OPALE DE RUBERCY** Selle Français Section A
Dam sire: **OBERON DU MOULIN** Selle Français

Sport horses

Consultez le détail des résultats en compétitions équestres sur **FFE Compet**

Performance in equestrian sports competitions

Indices are calculated in a similar manner for show jumping, eventing, and dressage to be able to compare the horse with a specified population.

Summary table of performance indices

Discipline	Show jumping	Eventing	Dressage
Best performance index	ISO 107 (0.73) (2019)	ICC 129 (0.68) (2021)	
6 year-old young horse finals		Qualifié finale	

Indices last updated on : 2023

Summary table of genetic indices

Discipline	Show jumping	Eventing	Dressage
Genetic index (CD)	+7 (0.60)	+9 (0.32)	Indice non publié, CD trop faible

In blue : satisfactory index and/or coefficient
* Low CD so index inaccurate
Indices last updated on : 2023

Learn more

Genetic indices (BSO, BCC, or BDR) of a sire or mare are the estimation of its hereditary potential. It concerns the horse's ability to perform in equestrian competitions (show jumping, eventing, or dressage) based on available information. It should always be used with its coefficient of determination (CD). The higher the CD, the more accurately this genetic index reflects the sire's genetic potential which could be transmitted to his progeny.

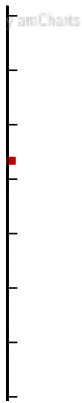
- **CD<0.20** - Too low: Genetic index not provided: Too inaccurate as not enough information is available.
- **0.20<CD<0.30** - Low: Genetic index obtained solely based on the competition performance of ancestors (parents, grand-parents) and indirect lineage (brothers, cousins, etc.): Expressed by a global index of the foal's pedigree.
- **0.30<CD<0.50** - Intermediate: Genetic indices obtained through the horse's own performances, the performance of its ancestors (parents, grandparents) and indirect lineage (brothers, cousins, etc.): Moderate accuracy but sufficient to select sires and broodmares based on their first season of competition.
- **0.50<CD<0.70** - Good: Genetic index including the performances of the first foals: Fairly accurate.
- **CD>0.70** - High: Genetic indices obtained by combining the performances of ancestors, own performances, and the performances of a number of its progeny: Very accurate which can only be obtained for sires already commonly used for breeding allowing them to be used with certainty.

History of performance indices (Indices followed by their coefficient of accuracy)


Year	Show jumping			Eventing			Dressage		
	Index of the horse	Level of horses found		Index of the horse	Level of horses found		Index of the horse	Level of horses found	
		Average index	Staff		Average index	Staff		Average index	Staff
2023	88 (0.67)	106	435	116 (0.74)	114	130			
2022				105 (0.77)	107	210			
2021	96 (0.34)*	109	26	129 (0.68)	121	136			
2020	81 (0.61)	101	239						
2019	107 (0.73)	106	168						

In blue : satisfactory index and/or coefficient
* Low CP (coefficient of precision), so index not accurate (meaning that this horse does not compete regularly and/or has not competed against many other horses)
Indices last updated on : 2023

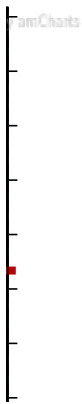
Representation: Show jumping, horses over 7 years




🔍 histogram legend

This histogram helps situate the horse's index in relation to a population of horses of the same age. The red dot  corresponds to the horse studied.
In blue, the histogram presents the number of horses that correspond to each value of the index on the horizontal scale.

Representation: Eventing, horses over 7 years



🔍 histogram legend

This histogram helps situate the horse's index in relation to a population of horses of the same age. The red dot  corresponds to the horse studied.
In blue, the histogram presents the number of horses that correspond to each value of the index on the horizontal scale.